
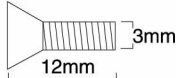





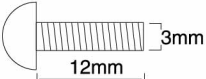









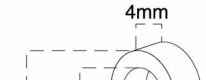






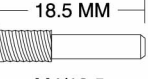





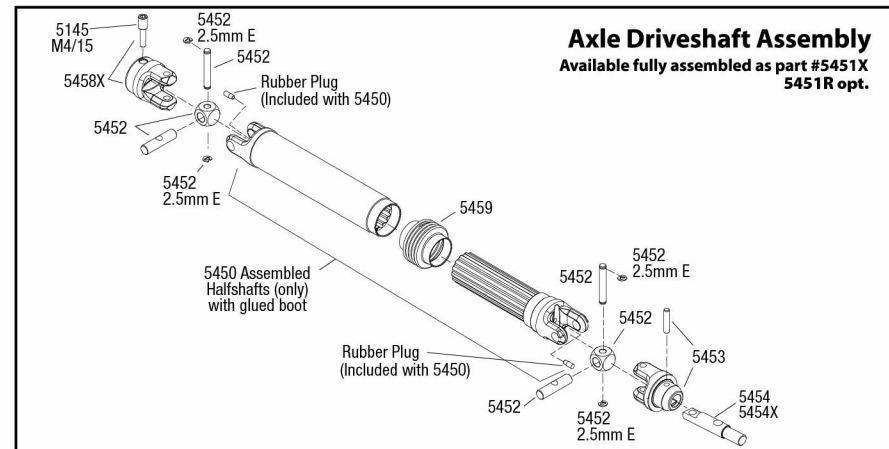
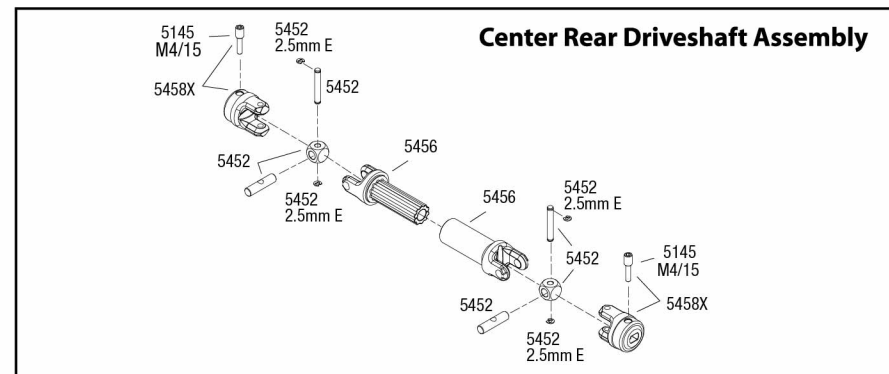
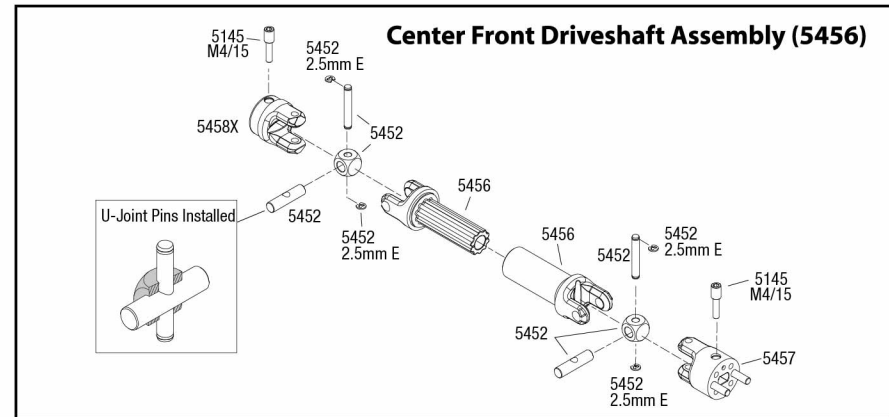


Abbreviations

	CCS	Countersunk Cap Screw		3x12mm Countersunk Machine Screw
	CS	Cap Screw		
	FCS	Flathead Cap Screw		
	BCS	Buttonhead Cap Screw		
	CM	Countersunk Machine Screw		
	RM	Roundhead Machine Screw		3x12mm Roundhead Machine Screw
	WM	Washerhead Machine Screw		
	SS	Shoulder Screw		
	CST	Countersunk Self-tapping Screw		
	RST	Roundhead Self-tapping Screw		
	WST	Washerhead Self-tapping Screw		33.5mm Hinge Pin
	FN	Flange Nut		
	NL	Nylon Locknut		
	PB	Plastic Bushing		3x6x4mm Spacer
	GS	Set (Grub) Screw		
	PW	Plastic Washer		
	AS	Aluminum Spacer		
	PTW	PTFE Washer		
	MW	Metal Washer		
	E	E-Clip		18.5 MM Yoke Pin
	SW	Split Washer		
	BB	Ball Bearing		
	SLB	Self-lubricating Bushing		
	NRB	Needle Roller Bearing		
	ELW	External Lock Washer		

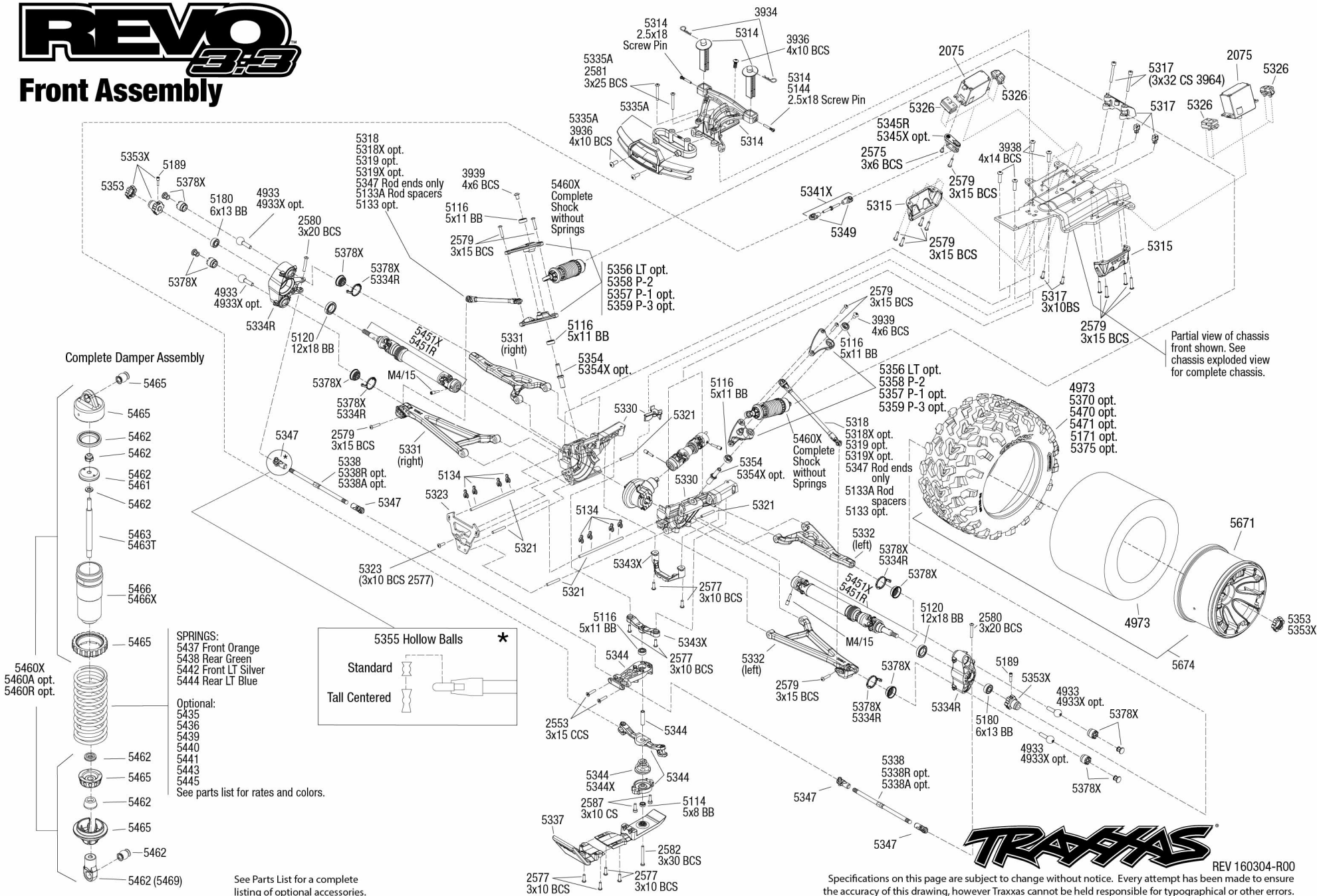
Specifications on this page are subject to change without notice. Every attempt has been made to ensure the accuracy of this drawing, however Traxxas cannot be held responsible for typographical or other errors. See Parts List for a complete listing of optional accessories.

Driveshaft Assembly



REVO 3:3

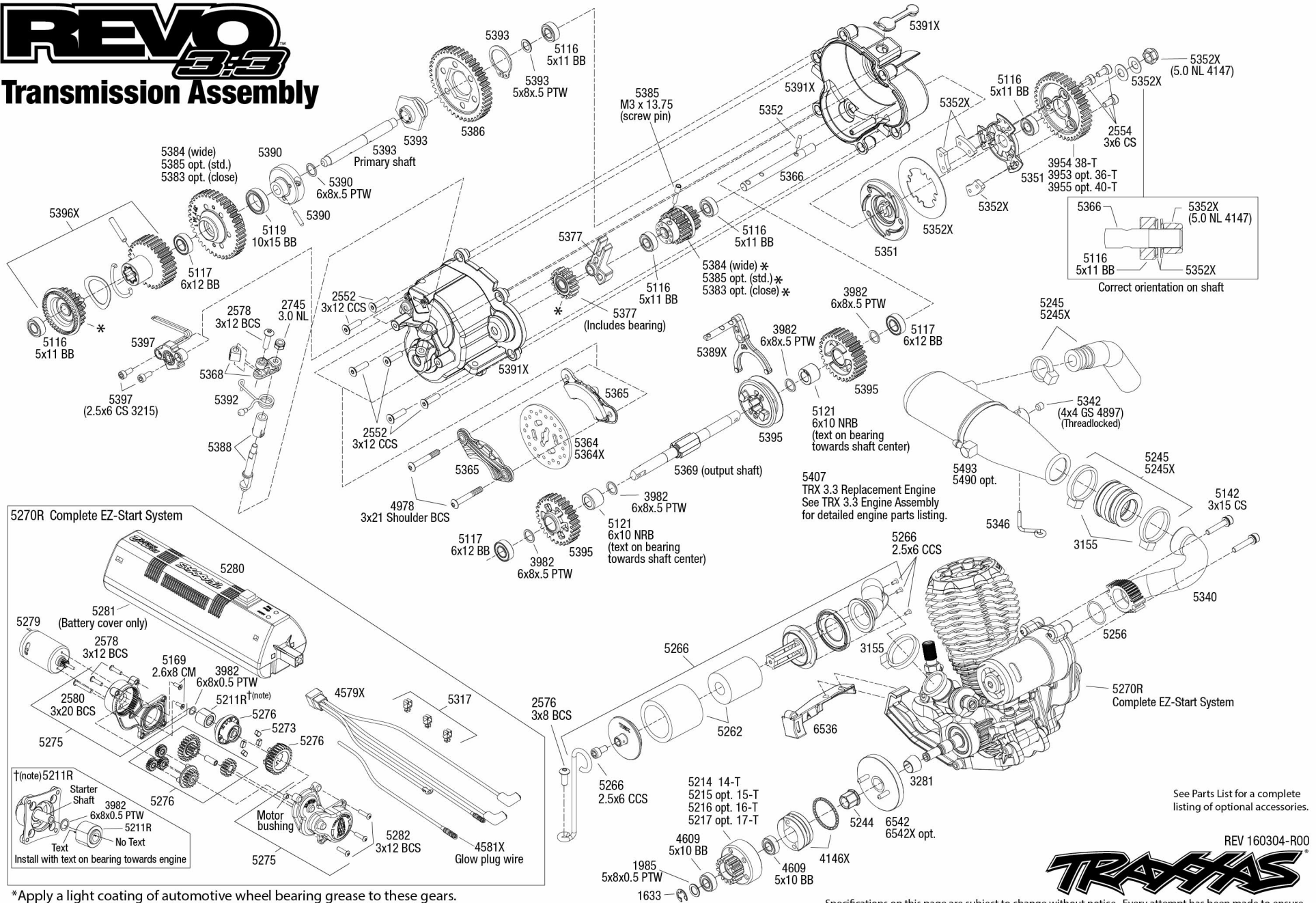
Front Assembly



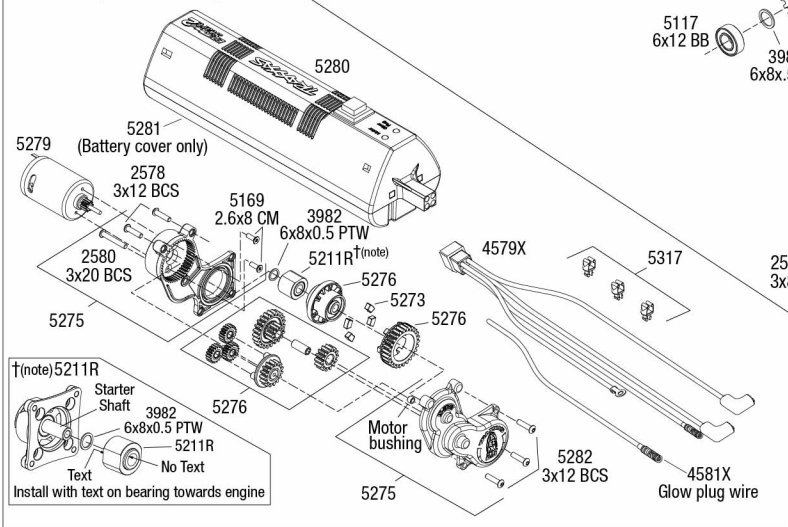
Specifications on this page are subject to change without notice. Every attempt has been made to ensure the accuracy of this drawing, however Traxxas cannot be held responsible for typographical or other errors.

REV 160304-R00

REVO 3.3 Transmission Assembly



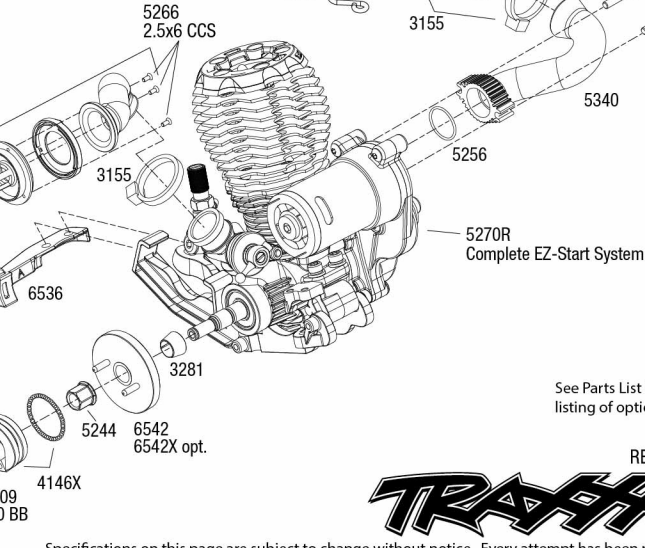
5270R Complete EZ-Start System



†(note) 5211R
Starter Shaft 3982 6x8x0.5 PTW 5211R
Text No Text
Install with text on bearing towards engine

*Apply a light coating of automotive wheel bearing grease to these gears.

5407 TRX 3.3 Replacement Engine
See TRX 3.3 Engine Assembly for detailed engine parts listing.



Specifications on this page are subject to change without notice. Every attempt has been made to ensure the accuracy of this drawing, however Traxxas cannot be held responsible for typographical or other errors.

See Parts List for a complete listing of optional accessories.

REV 160304-R00
TRAXXAS